

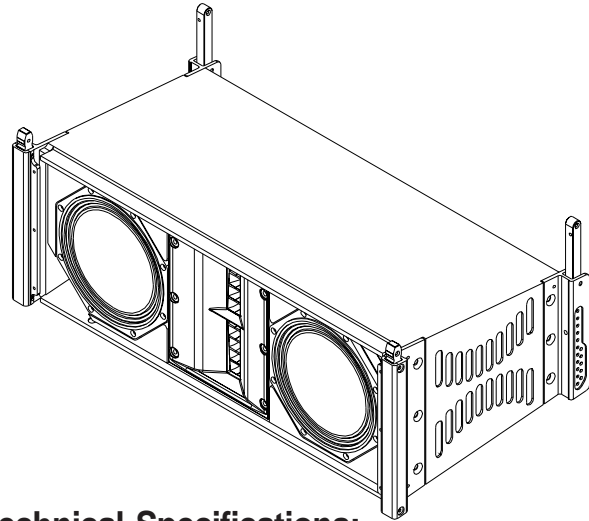


**XLD281**  
**3-Way, High-Output,**  
**Very Compact**  
**Line-Array Element**



### Key Features:

- **Very Compact, Lightweight**
- **CCT™ (Coverage Control Technology)**
- **Simple, Quick Integrated Rigging**
- **120° Horizontal Coverage to 200 Hz**
- **Versatile Subwoofer Integration**
- **Bi-Amp or Tri-Amp Operation**
- **Neodymium Transducers**
- **LAPS Aiming and Flying Software**



### General Description:

The XLD281 is a 3 –way design using CCT (Coverage Control Technology) to control horizontal coverage to 200 Hz. It uses an 8" neodymium LF transducer, an 8" neodymium LF/MB transducer, and two neodymium 2" voice coil compression drivers combining through 2 hydra plane wave generators into a 120° x 10° waveguide. CCT uses both 8" transducers to provide maximum low frequency output and operating bandwidth while controlling horizontal beam width to 200 Hz by using DSP. The XLD281 can be used in tri-amp mode, or in bi-amp using a sophisticated internal passive network. Designed for use in arrays of four or more elements, the XLD281 delivers full bandwidth audio with precise, predictable coverage control. Integrated rigging with hinge points located correctly between array elements is simple to use and quickly provides uncompromised line array performance. Groundstacking is easily done by using EV's XGS-4 Groundstack Kit for XLVC.

The XLVC family consists of two full-range systems with dual woofers, two full-range systems with single woofers and a subwoofer system. The dual-woofer versions include the XLD281 with a 120° horizontal coverage pattern and the XLD291 with a 90° horizontal coverage pattern. The single-woofer versions include the XLE181 with a 120° horizontal coverage pattern and the XLE191 with a 90° horizontal coverage pattern. The subwoofer module is the XS212. Most applications using flown very compact elements require subwoofers integrated into the same array as the full range systems. XLVC provides three methods to conveniently do this. The XS212 sub woofer module can be directly arrayed above, or below XLD281 full range systems. Where vertical space is limited sub woofer arrays can be created and flown behind the XLD281 full range array using an additional grid and EV's CBEAM (Coupler Beam). LAPS modeling software quickly provides array configurations and rigging information. Using the AGCD Adapter Grid, XLD cabinets can also be flown or groundstacked with the XLC215 dual 15-inch subwoofer.

XLVC delivers unprecedented performance in applications ranging from live reinforcement to performing arts venues, to houses of worship.

### Technical Specifications:

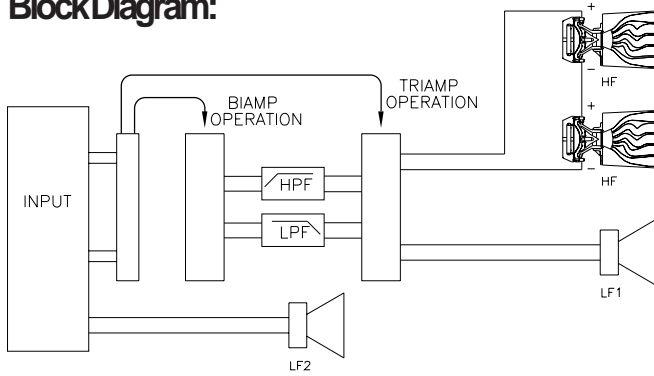
Freq. Response <sup>1</sup> (-3 dB):	75 Hz-18 kHz
Freq. Range <sup>1</sup> (-10 dB):	60 Hz-20 kHz
Max Calculated SPL <sup>2</sup> :	143 dB Cont., 149 dB Pk
Horizontal Coverage:	120°
Vertical Coverage:	Array Dependant, Software Definable
Rigging:	Fully Captive Aluminum, 1° increments, 16 elements with 8 to 1 Safety Factor
LF1 Power Handling:	200W Cont., 800W Peak
LF2 Power Handling:	200W Cont., 800W Peak
HF Power Handling:	80W Cont., 320W Peak
Biamp LF1/HF Power Handling:	200W Cont., 800W Peak LF2 - 200W Cont., 800W Peak
Bandpass Freq <sup>3</sup> :	50 - 250 Hz
LF1 to HF Crossover Freq <sup>3</sup> :	1760 Hz
LF1 Passband: Recommended Amplifier:	1 x 8" DVN2080, 16 ohms EV CP3000S
LF2 Passband: Recommended Amplifier:	1 x 8" DVN2080, 16 ohms, EV CP3000S
HF Passband: Recommended Amplifier:	2 x ND2S-8, 16 ohms EV CP3000S
Biamp LF1/HF Passband: Recommended Amplifier:	16 ohms, EV CP3000S
Connectors:	2 x NL8
Enclosure Material:	Birch plywood w/EVCoat™
Grille:	Zinc plated steel with powdercoat paint
Environmental Spec:	IEC 529 IP24, MIL 810
Dim (HxWxD):	9.90" x 28.58" x 14.52" (251 x 726 x 369 mm)
Net Weight:	48 lbs (21.8 kg)
Shipping Weight:	51 lbs (23.1 kg)

<sup>1</sup> Full Space Measurement of 4 Elements.

<sup>2</sup> Full Space Measurement of HF Section of 4 Elements. SPL Adjusted for 1m Distance.

<sup>3</sup> Use EV or KT Signal Processing or Download Presets from Electro-Voice Website.

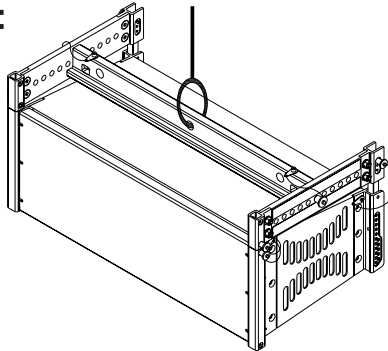
## Block Diagram:



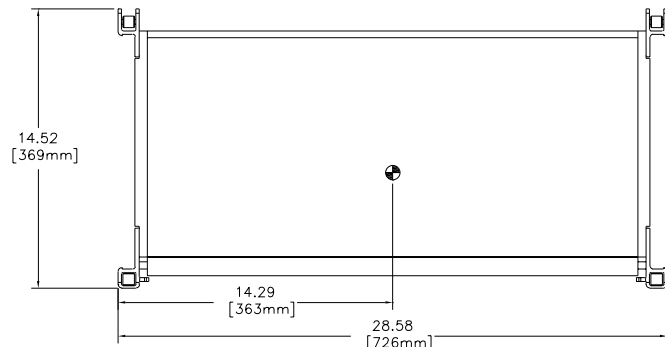
**Connection Chart**  
(Pins 1 Pass Through)

Triamp	Biamp
LF2: Pins 2	LF2: Pins 2
LF1: Pins 3	LF/HF: Pins 3
HF: Pins 4	Pins 4 Pass Through

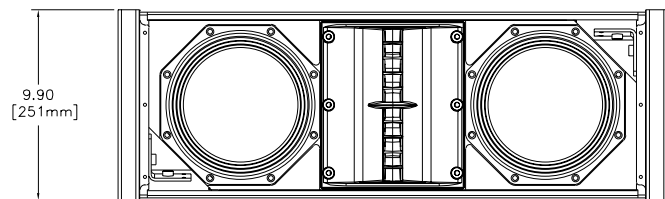
## Grid Drawing:



## Dimension Drawings (inches/metric):

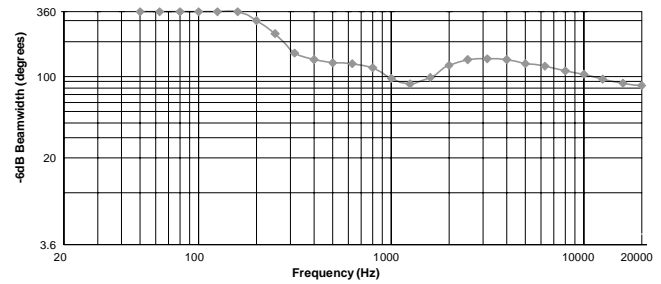


**Top**

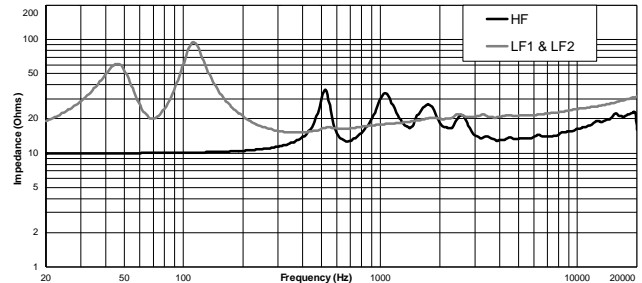


**Front**

## Beamwidth:



## Impedance:

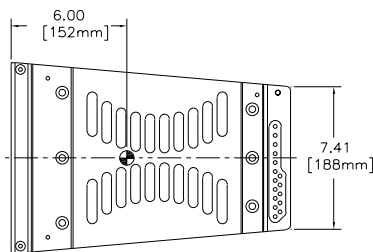


## Performance Match:

- XLD291 - 90° Full-Range Line Array Element
- XS212 - Dual 12" Side-Firing Line Array Bass Element
- XLC215 - Dual 15" Line Array Bass Element (Requires AGCD)
- CP3000S - Precision Series™ Power Amplifier
- P3000RL - Precision Series™ Remote Control Power Amplifier
- P1200RL - Precision Series™ Remote Control Power Amplifier
- Dx38 - Digital Sound System Controller
- DN9848 - Digital Sound Controller
- XLD/XS Dolly - 4-Tall Bottom Dolly for Rigging and Transporting
- XLD Grid - Grid for Hanging XLD or XS212 Line-Arrays
- AGCD - XLC to XLD Series Adapter Grid
- CBEAM - Coupler Beam for XLD/XLE to XS212 Arrays
- XGS-4 - Groundstack Kit for XLVC Line-Arrays

## XLD281 Part Numbers:

- XLD281 (Black) - 301789-001
- XLD281 (White) - 301789-002



**Side**



12000 Portland Avenue South, Burnsville, MN 55337  
 Phone: 952/884-4051, Fax: 952/884-0043

[www.electrovoice.com](http://www.electrovoice.com)

© Telex Communications, Inc. 6/2007

Part Number 38110-430 Rev B

U.S.A. and Canada only. For customer orders, contact Customer Service at:

**800/392-3497 Fax: 800/955-6831**

Europe, Africa, and Middle East only. For customer orders, contact Customer Service at:

**+ 49 9421-706 0 Fax: + 49 9421-706 265**

Other International locations. For customer orders, contact Customer Service at:

**+ 1 952 884-4051 Fax: + 1 952 736-4212**

For warranty repair or service information, contact the Service Repair department at:

**800/685-2606**

For technical assistance, contact Technical Support at: **866/78AUDIO**

Specifications subject to change without notice.